

INOX AISI 304 / STAINLESS STEEL AISI 304

LAMIERE / PLATES

Disponibili nel formato 1000 x 2000

Reperibili anche in altri formati e spessori



spessore thickness mm	peso weight Kg / Mq	spessore thickness mm	peso weight Kg / Mq	spessore thickness mm	peso weight Kg / Mq	spessore thickness mm	peso weight Kg / Mq
0,6	4,71	1,2	9,42	3	23,55	6	47,10
0,8	6,28	1,5	11,78	4	31,40	8	62,80
1	7,85	2	15,70	5	39,25	10	78,50

PIATTI / FLAT BARS

Cesoiato in barre da 4 mt



piatti section L x S mm	peso weight Kg / Mt	piatti section L x S mm	peso weight Kg / Mt	piatti section L x S mm	peso weight Kg / Mt	piatti section L x S mm	peso weight Kg / Mt
15 x 3	0,35	25 x 3	0,59	40 x 3	0,94	60 x 3	1,41
15 x 4	0,47	25 x 4	0,79	40 x 4	1,26	60 x 4	1,88
15 x 5	0,59	25 x 5	0,98	40 x 5	1,57	60 x 5	2,36
15 x 6	0,71	25 x 6	1,18	40 x 6	1,88	60 x 6	2,83
15 x 8	0,94	25 x 8	1,57	40 x 8	2,51	60 x 8	3,77
		25 x 10	1,95	40 x 10	3,14	60 x 10	4,71
20 x 3	0,47	30 x 3	0,71	50 x 3	1,18		
20 x 4	0,63	30 x 4	0,94	50 x 4	1,57		
20 x 5	0,79	30 x 5	1,18	50 x 5	1,96		
20 x 6	0,94	30 x 6	1,41	50 x 6	2,36		
20 x 8	1,26	30 x 8	1,88	50 x 8	3,14		
20 x 10	1,57	30 x 10	2,36	50 x 10	3,92		

QUADRI / SQUARE BARS



quadri section (S) mm	peso weight Kg / Mt	quadri section (S) mm	peso weight Kg / Mt
6	0,28	16	2,01
8	0,50	18	2,54
10	0,79	20	3,14
12	1,13	25	4,91
14	1,54	30	7,07

TONDI / ROUND BARS



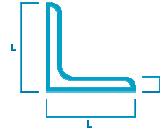
tondi diameter (D) mm	peso weight Kg / Mt	tondi diameter (D) mm	peso weight Kg / Mt
3	0,06	14	1,21
4	0,10	15	1,39
5	0,15	16	1,58
6	0,22	18	2,00
8	0,40	20	2,47
10	0,62	25	3,85
12	0,89	30	5,55

Reperibili anche altre dimensioni e qualità (AISI 316 ...)

PROSIDER

INOX AISI 304 / STAINLESS STEEL AISI 304

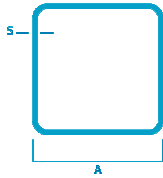
ANGOLARI / ANGLE BARS



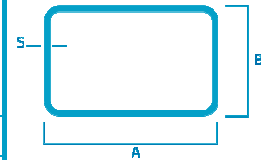
angolari section	peso weight	angolari section	peso weight
L x L x S mm	Kg / Mt	L x L x S mm	Kg / Mt
20 x 20 x 3	0,88	40 x 40 x 4	2,42
25 x 25 x 3	1,11	50 x 50 x 5	3,77
30 x 30 x 3	1,36	60 x 60 x 6	5,42
35 x 35 x 4	2,09		

TUBOLARI QUADRI E RETTANGOLARI

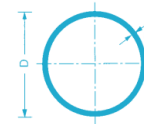
SQUARE AND RECTANGULAR WELDED TUBES



tubolari section	peso weight	tubolari section	peso weight
A x A x s mm	Kg / Mt	A x B x s mm	Kg / Mt
20 x 20 x 2	1,18	30 x 15 x 2	1,30
25 x 25 x 2	1,49	30 x 20 x 2	1,49
30 x 30 x 2	1,81	40 x 20 x 2	1,81
35 x 35 x 2	2,13	40 x 30 x 2	2,13
40 x 40 x 2	2,45	50 x 30 x 2	2,45
50 x 50 x 2	3,09	60 x 30 x 2	2,77
60 x 60 x 2	3,73	60 x 40 x 2	3,09



TUBI TONDI / TUBES



diametro (D) diameter	spessore (s) thickness	peso weight	diametro (D) diameter	spessore (s) thickness	peso weight
pollici / NPS mm	mm	Kg / Mt	pollici / NPS mm	mm	Kg / Mt
	6 x 1	0,13	1	34 x 2	1,62
	10 x 1,5	0,33	1 1/4	42 x 2	2,77
	12 x 1,5	0,40	1 1/2	48 x 2	2,37
1/4	13,7 x 2,27	0,63	2	60,3 x 2	2,98
	14 x 1,5	0,48	2 1/2	76 x 2	3,80
3/8	17,2 x 2	0,78	3	88,9 x 2	4,50
1/2	21,3 x 2	0,99	4	114,3 x 2	5,76
3/4	26,9 x 2	1,27			

Reperibili anche altre dimensioni e qualità (AISI 316 ...)

PROSIDER